

iGradePlus Help Guide

For Students

Student Login Page View



Solutions

Features

Take a Tour

Testimonials

Blog

Support

Log In



Tips:

1. Make sure you go to the correct website address.

<https://www.igradeplus.com/login/student>

2. **IF AN AHS or CHS STUDENT:** To log into the iGradePlus website you must enter your student lunch number as your username and your lunch number followed by two zeros as your password.


DO NOT CHANGE THIS PASSWORD TO ANYTHING ELSE.

Home Page View

iGradePlus Student Portal Home | My Account | Customer Support | Logout

Home Classes Assignments Teachers More ▾ Wednesday, July 22, 2020

Test Test 📶 ?







Teacher name & Email Here

JRTC

News Feed

This widget displays the most recent memos, bulletins, lesson log entries, and blog posts.

Upcoming Events

-  Cal. Colors:JRTC-Black, AHS-Red, CHS-Royal Blue
July 26, 2020
-  Teacher Workday
August 24, 2020
-  Teacher Workday
August 25, 2020
-  Teacher Workday
August 26, 2020


Quarter 1

September 09, 2020 to November 12, 2020

Classes

Advanced Marketing SII 8130-24

Tips:

1. From this page you can click on the Classes, Assignments, Teachers, and More tabs.
2. The News Feed displays recent memos, bulletins, lessons, and blog posts from your teacher(s).
3. The JRTC calendar can also be found on the right hand side of the screen.
4. Here you can Logout or ask for help using the question mark icon. 

The next few pages/slides will inform you, the student, on how to receive instructions/directions from your JRTC teacher for the first time. Please follow the directions carefully.

In the following slides you will be instructed to:

1. Click Classes
2. Click Discussions
3. Click appropriate discussion board:

***here your teacher will give you instructions and information** whether they are using iGradePlus, Google Classroom, Canvas, or another learning system to further your education

***you will be able to read and possibly comment on this discussion board**

***if you have questions about your class information either email your JRTC teacher if this is what they request, or comment on this discussion board to your teacher with a specific question**

How to find your class:

The screenshot shows the iGradePlus Student Portal interface. At the top, there is a green navigation bar with the text "iGradePlus Student Portal" on the left and "Home | My Account | Customer Support | Logout" on the right. Below this, a secondary navigation bar contains "Home", "Classes", "Assignments", "Teachers", and "More". A green arrow points to the "Classes" tab. Below the navigation bar, the page title "Test Test" is visible. The main content area is divided into two columns. The left column features a "News Feed" section with a green header "iGradePlus Student Portal" and a sub-navigation bar with "Home", "Classes", "Assignments", "Teachers", and "More". Below this, there is a "My Classes" section with a green arrow pointing to it, and two tabs: "Overview" (selected) and "Previous Years". A table is displayed below the tabs with the following data:

Class	Teacher	Quarter 1
Advanced Marketing SII 8130-24	Mrs. Fogus	

The right column features an "Upcoming Events" section with a list of events:

- Cal. Colors:JRTC-Black, AHS-Red, CHS-Royal Blue
July 26, 2020
- Teacher Workday
August 24, 2020
- Teacher Workday
August 25, 2020
- Teacher Workday
August 26, 2020

First-FROM THE HOME VIEW:

To view your class, to hear from your teacher for the first time, and the instructions on what and where to go virtually for your class click the **Classes** tab and then your assigned class.

Advanced Marketing SII 8130-24 (8130)

Overview

Performance

Assignments

Attendance

Behavior

Docs & Links

Discussions

Memos

Bulletin Board

Lesson Log

Class Blog

Class Discussions



TEST

WEDNESDAY, JULY 22, 2020 @ 08:42 AM

QUESTION HERE

[Click To Participate In Discussion](#)



Second: IMPORTANT!

Click **Discussions** on the left hand side of your screen. Here you will find a discussion board from your teacher with instructions on your class details and what learning system you may be using for class.

Discussion Board:

iGradePlus Student Portal

Home Classes Assignments Teachers More ▾

Advanced Marketing SII 8130-24 (8130)

Overview

Performance

Assignments

Attendance

Behavior

Docs & Links

Discussions

Memos

Bulletin Board

Lesson Log

Class Blog



TEST

WEDNESDAY, JULY 22, 2020 @ 08:42 AM

QUESTION HERE

[Comment](#)



Click Comment to read and comment in the class discussion board.



TEST

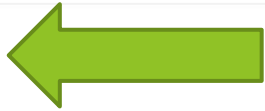
WEDNESDAY, JULY 22, 2020 @ 08:42 AM

QUESTION HERE

[Comment](#)

Add Comment

B *i* U A: [List Icon] [List Icon] [List Icon] [Link Icon] [Image Icon] [Video Icon] [Table Icon] [Smiley Icon] [Omega Icon] [Minus Icon] [Undo Icon] [Redo Icon] [More Icon]

ADD ANSWER HERE | 

CANCEL SAVE

Add your answer(s) to respond to your JRTC teacher's questions if any. Ask questions if needed then click SAVE.

Overview

Performance

Assignments

Attendance

Behavior

Docs & Links

Discussions

Memos

Bulletin Board

Lesson Log

Class Blog



TEST

WEDNESDAY, JULY 22, 2020 @ 08:42 AM

QUESTION HERE

[Comment](#)

Test Test

WEDNESDAY, JULY 22, 2020 @ 08:46 AM

ADD ANSWER HERE

[Comment](#)

[Edit](#)

[Delete](#)

Mrs. Fogus


WEDNESDAY, JULY 22, 2020 @ 08:46 AM

Thank you for your response.



See your teacher comment from the Discussions tab.

Need Help???

1. Click on the  which will guide you throughout the iGradePlus Help Center.
2. Email your JRTC teacher. Teacher emails can be found on the iGradePlus Home Page. (refer to slide/page 6)